

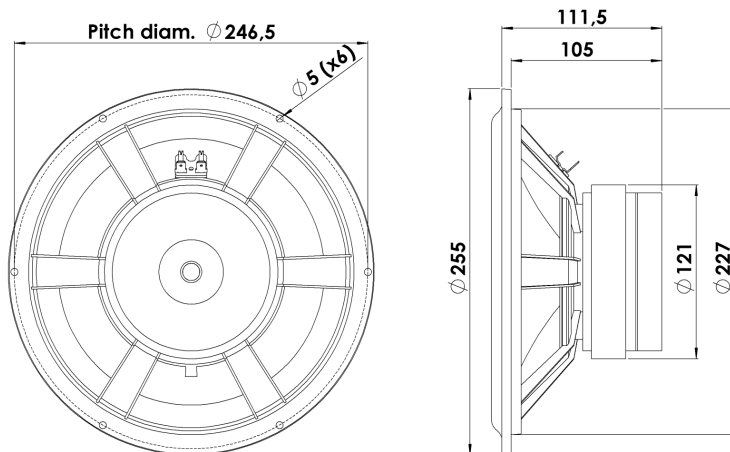


CLASSIC

WOOFER

25W/8567-SE

The Symmetric Drive (SD-1) concept with copper in the magnet system was invented by Scan-Speak. High-quality magnet system design has thus been a key feature of Scan-Speak design since the companys inception. The Classic woofers are highly praised, and are used in some of the worlds most exceptional high-end Loudspeakers. Some feature Kevlar cones, others have the innovative Carbon fibre/Paper or Alu cones.



KEY FEATURES:

- Patented Symmetrical Drive Motor Design
- Low-Loss linear suspension
- Low Damping SBR Rubber Surround
- Low Resonance Freq. 20Hz
- Black Anodized Alu Cone
- 42mm Voice Coil

T-S Parameters

Resonance frequency [fs]	24 Hz
Mechanical Q factor [Qms]	5.24
Electrical Q factor [Qes]	0.47
Total Q factor [Qts]	0.43
Force factor [Bl]	9.9 Tm
Mechanical resistance [Rms]	1.5 kg/s
Moving mass [Mms]	53 g
Suspension compliance [Cms]	0.85 mm/N
Effective diaph. diameter [D]	205 mm
Effective piston area [Sd]	330 cm ²
Equivalent volume [Vas]	131 l
Sensitivity (2.83V/1m)	86.5 dB
Ratio Bl/√Re	4.11 N/√W
Ratio fs/Qts	55.8 Hz

Notes:

IEC specs. refer to IEC 60268-5 third edition.
All Scan-Speak products are RoHS compliant.
Data are subject to change without notice.
Datasheet updated: February 22, 2011.

Electrical Data

Nominal impedance [Zn]	8 Ω
Minimum impedance [Zmin]	7.0 Ω
Maximum impedance [Zo]	57.0 Ω
DC resistance [Re]	5.8 Ω
Voice coil inductance [Le]	1.3 mH

Power Handling

100h RMS noise test (IEC 17.1)	150 W
Long-term max power (IEC 17.3)	- W

Voice Coil and Magnet Data

Voice coil diameter	42 mm
Voice coil height	23 mm
Voice coil layers	4
Height of gap	8 mm
Linear excursion	± 7.5 mm
Max mech. excursion	± 12 mm
Unit weight	2.8 kg

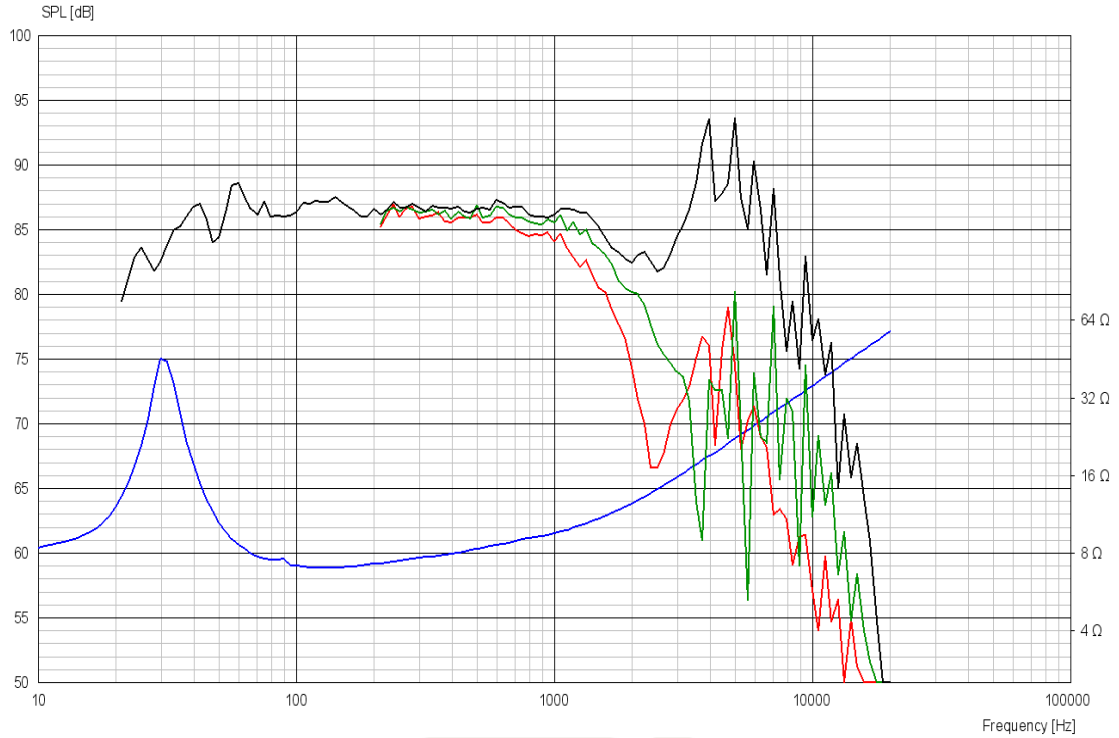




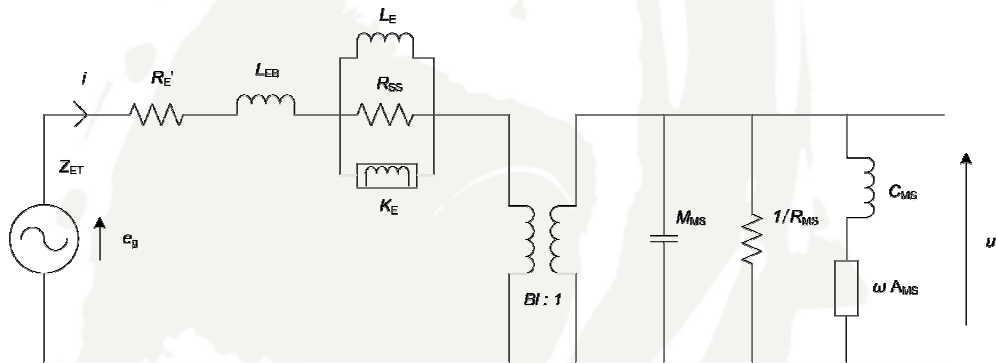
CLASSIC

WOOFER

25W/8567-SE



Advanced Parameters (Preliminary)



Electrical data:

Resistance [$R_{E'}$]	- Ω
Free inductance [L_B]	- mH
Bound inductance [L_E]	- mH
Semi-inductance [K_E]	- SH
Shunt resistance [R_{Ss}]	- Ω

Mechanical Data

Force Factor [Bl]	- Tm
Moving mass [M_{MS}]	- g
Compliance [C_{MS}]	- mm/N
Mechanical resistance [R_{MS}]	- kg/s
Admittance [A_{MS}]	- mm/N

