

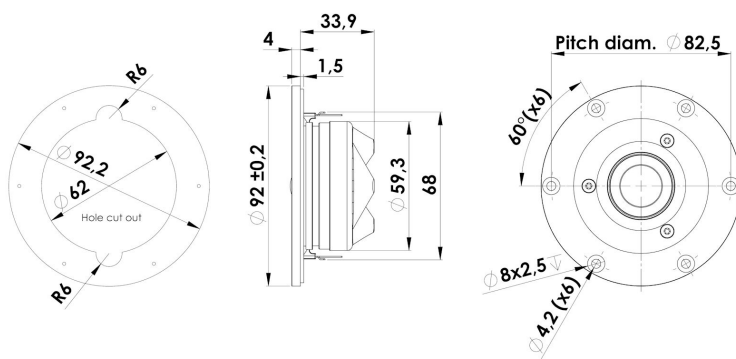


REVELATOR

TWEETER

D2104/712000

The large roll surround technology of the Revelator Tweeters represents a breakthrough in overall performance, with outstanding off-axis response, high output capability and low resonance frequency. A large neodymium magnet system for high sensitivity is part of the design. Additional enhancements have been made to reduce distortion and dynamic compression, such as a careful design to optimize airflow in the chambers.



KEY FEATURES:

- Patented Symmetrical Drive (SD-2) motor
- High frequency extension beyond 40kHz
- Back chamber with high consistency felt pads
- Neodymium ring magnet system with double vent.
- Coated textile diaphragm w. large roll Surround
- Anodized Machined Alu Face Plate

T-S Parameters

Resonance frequency [fs]	500 Hz
Mechanical Q factor [Qms]	2.3
Electrical Q factor [Qes]	0.48
Total Q factor [Qts]	0.40
Force factor [Bl]	2.0 Tm
Mechanical resistance [Rms]	0.3 kg/s
Moving mass [Mms]	0.22 g
Compliance [Cms]	0.46 mm/N
Effective diaph. diameter [D]	24 mm
Effective piston area [Sd]	4.5 cm ²
Equivalent volume [Vas]	0.01 l
Sensitivity (2.83V/1m)	92 dB
Ratio Bl/√Re	1.2 N/√W
Ratio fs/Qts	1250 Hz

Notes:

IEC specs. refer to IEC 60268-5 third edition.
All Scan-Speak products are RoHS compliant.
Data are subject to change without notice.
Datasheet updated: May 2, 2019.

Electrical Data

Nominal impedance [Zn]	4 Ω
Minimum impedance [Zmin]	3.5 Ω
Maximum impedance [Zo]	11.3 Ω
DC resistance [Re]	2.8 Ω
Voice coil inductance [Le]	0.02 mH

Power Handling

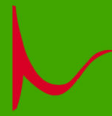
100h RMS noise test (IEC 17.1)*	50 W
Long-term max power (IEC 17.3)*	120 W

*Filter: 2. order HP Butterworth, 4 kHz

Voice Coil & Magnet Data

Voice coil diameter	19.3 mm
Voice coil height	1.8 mm
Voice coil layers	2
Height of gap	4 mm
Linear excursion	± 0.5 mm
Max mech. excursion	± 1.5 mm
Unit weight	0.33 kg

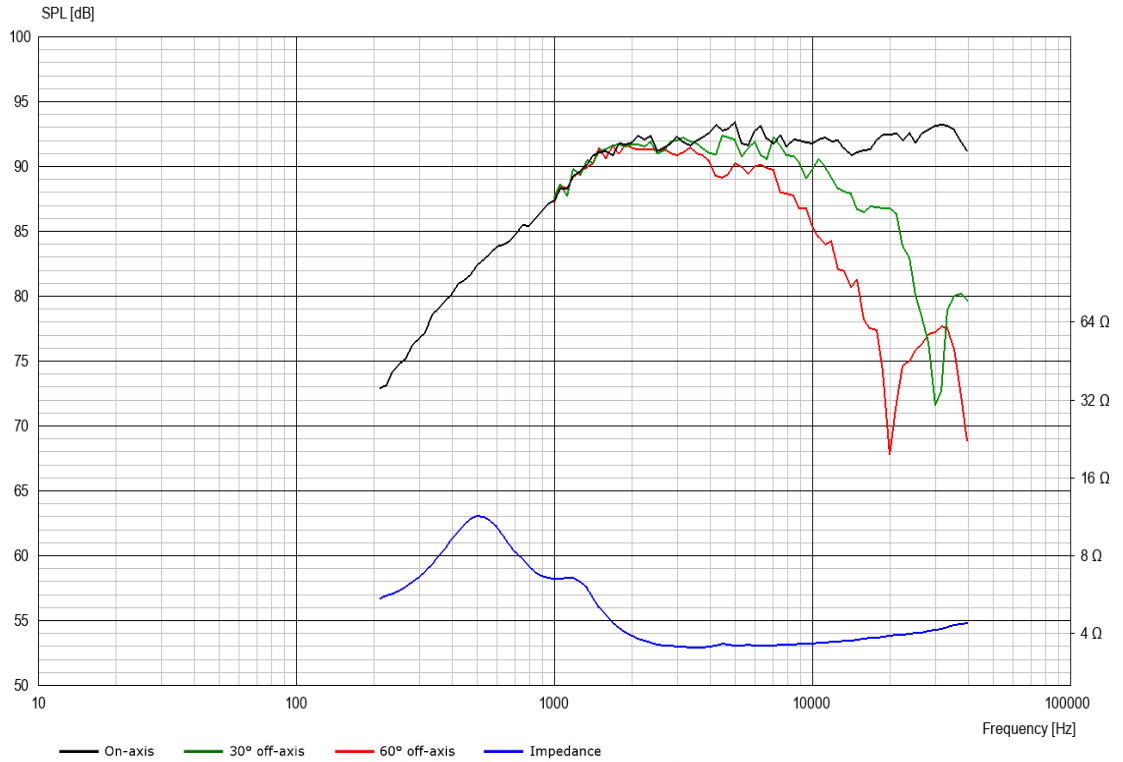




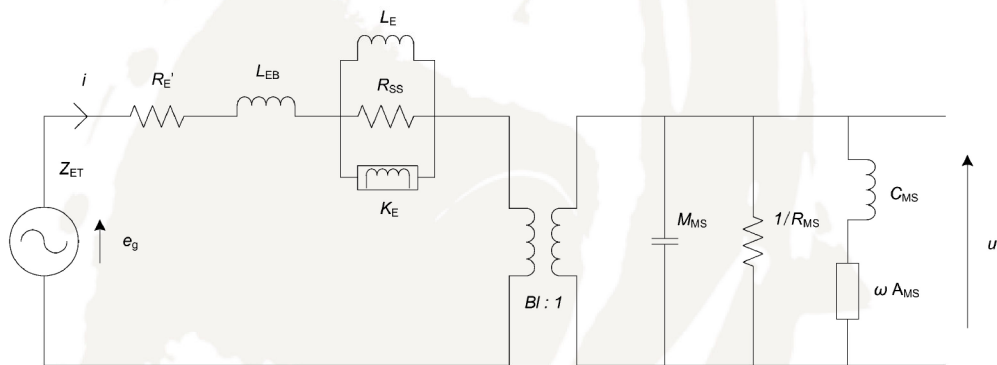
REVELATOR

TWEETER

D2104/712000



Advanced Parameters (Preliminary)



Electrical data

Resistance [$R_{E'}$]	- Ω
Free inductance [L_{EB}]	- mH
Bound inductance [L_E]	- mH
Semi-inductance [K_E]	- SH
Shunt resistance [R_{SS}]	- Ω

Mechanical Data

Force Factor [Bl]	- Tm
Moving mass [M_{MS}]	- g
Compliance [C_{MS}]	- mm/N
Mechanical resistance [R_{MS}]	- kg/s
Admittance [A_{MS}]	- mm/N